


Robot Range

Industrial Robots based on 100,000 units of experience



Leading robot supplier since 1974 ...



In the early seventies ABB was first to develop the all electric, microcomputer controlled industrial robot. Today – after more than 100,000 installations – we have a most competitive robot range. The ABB robots are well-known for superior performance in terms of speed, accuracy, repeatability, reliability, flexibility, reach, and payload.

Equal to any challenge

Floor mounted, wall mounted or suspended from the roof, robots from ABB promote optimum productivity and competitive edge. At our advanced manufacturing facilities every robot is tested and calibrated to arrive on site, ready to work. Whatever the application – arc welding, spot welding, machine tending, painting, picking, or palletizing – our robots are equal to any challenge.

The whole robot is IP67

To guarantee reliable performance in demanding environments, the ABB-robots are IP67 classified. A unique feature is that the classification includes the whole robot, not just the wrist. Some of the robots are Clean Room classified, to stand up to the demands from e.g. the food industry. We have also developed the Foundry Plus range of products to withstand the harsh conditions in foundries. When needed, both the clean room robots and the foundry plus robots stand a thorough wash with hot steam.

... and still ahead after 100,000 installations



Trouble-free operation

ABB is well-reputed for confidence and reliability. Our robots are designed for hard work, fast working cycles, and superior accuracy. The extremely stiff mechanical structure ensures excellent repeatability – year in and year out.

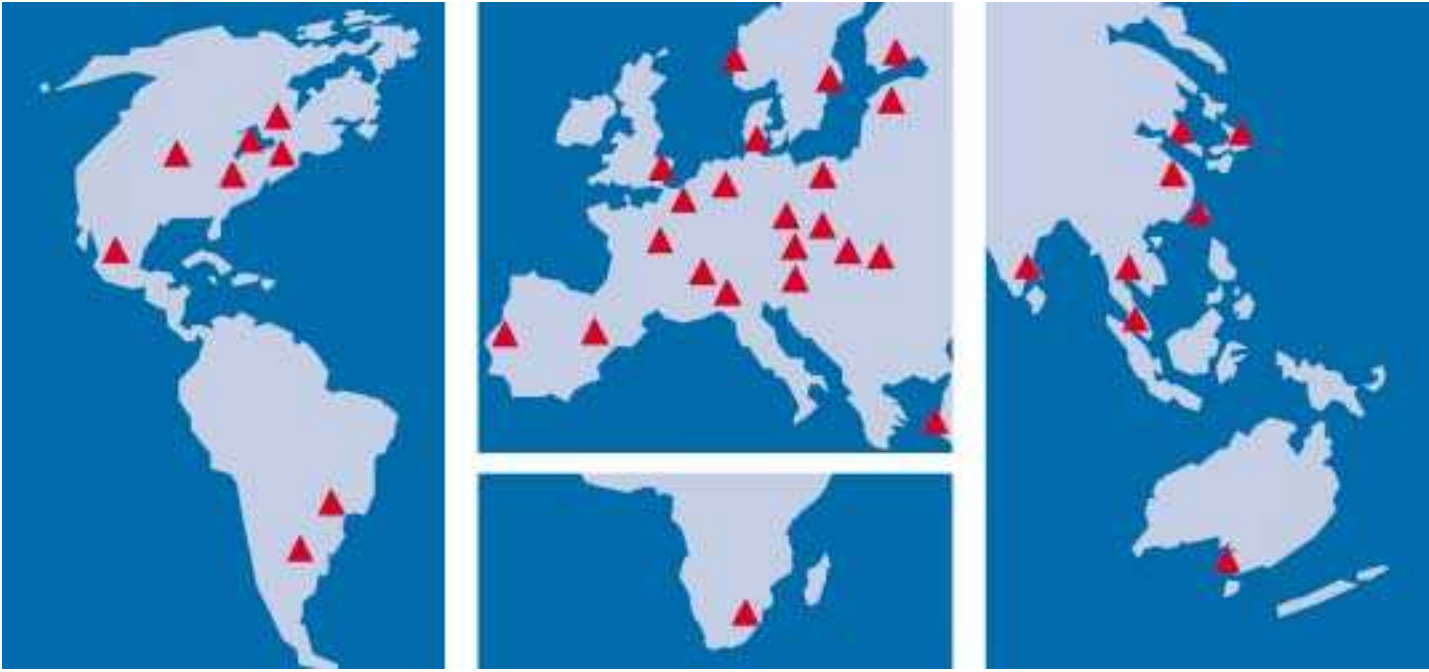
Easy to use

A wide range of controller-based and PC-based software products support the applications and enable off-line programming for training, planning, simulation, and collection of management information. For more information about our robot controller and software products, please refer to separate leaflets.

World wide customer support

Our products and services are available through ABB's global network of sales and service centers, as well as via carefully selected partners all over the world. Also, by maintaining technical and logistic support via help lines and the Internet, we are round-the-clock close at hand.

ABB can significantly improve your manufacturing process through our extensive range of robotic products



www.abb.com/robotics

Applications

| | Arc welding | Assembly | Cleaning/Spraying | Coating/Painting | Cutting/Deburring | Glueing/Sealing | Grinding/Polishing | Machine tending | Material handling | Picking | Packing | Palletizing | Spot welding | |
|---|-------------|----------|-------------------|------------------|-------------------|-----------------|--------------------|-----------------|-------------------|---------|---------|-------------|--------------|-------------------|
| ● | ● | ● | | ● | ● | | ● | ● | | ● | | | | IRB 140 |
| ● | ● | | | ● | ● | | ● | ● | | | | | | IRB 1400 |
| ● | | | | | ● | | ● | ● | | | | | | IRB 1400H |
| ● | ● | ● | | ● | ● | | ● | ● | | | ● | | | IRB 2400L |
| | ● | ● | | | ● | ● | ● | ● | | | | | | IRB 2400/10 |
| | | ● | | ● | | ● | ● | ● | | | ● | | | IRB 2400/16 |
| | ● | | | | | | | ● | ● | ● | | | | IRB 340 |
| | | ● | | ● | | ● | ● | ● | | | ● | | | IRB 4400/45 |
| | | | | ● | | ● | ● | ● | | | ● | | | IRB 4400/60 |
| | | | | | ● | | ● | ● | | | | | | IRB 4400L/10 |
| | ● | ● | | ● | | ● | ● | ● | | | | ● | | IRB 4400L/30 |
| | | ● | | | | | ● | ● | | | | | | IRB 4400FS |
| | | | ● | | ● | | | | | | | | | IRB 5400 |
| | | | ● | | ● | | | | | | | | | IRB 580 |
| | | | ● | | ● | | | | | | | | | IRB 540 |
| | | | ● | | ● | | | | | | | | | IRB 5300 |
| | | | | | | | ● | ● | | | ● | | | IRB 640 |
| | ● | ● | | ● | ● | ● | ● | ● | | | ● | ● | | IRB 6400R |
| | ● | | | | ● | ● | ● | ● | | | ● | | | IRB 6400S |
| | ● | | | ● | ● | ● | ● | ● | | | ● | ● | | IRB 6600-175/2.55 |
| | ● | | | ● | ● | ● | ● | ● | | | ● | ● | | IRB 6600-225/2.55 |
| | ● | | | ● | ● | ● | ● | ● | | | ● | ● | | IRB 6600-175/2.8 |
| | ● | | | | ● | | ● | ● | | | | | | IRB 6650-125/3.2 |
| | ● | | | ● | ● | ● | ● | ● | | | ● | ● | | IRB 6650-200/2.75 |
| | | | | | | | ● | ● | | | | | ● | IRB 7600-500 |
| | | | | | | | ● | ● | | | | | ● | IRB 7600-400 |
| | | | | | | | ● | ● | | | | | | IRB 7600-150 |
| | | ● | | ● | | | ● | ● | | | | | | IRB 940 |

PC-based software products


WebWare: A comprehensive web-based software platform for production management, monitoring and control. WebWare enables you to communicate with your robot over the Internet.

RobotStudio: A powerful software for true off-line programming and simulation on a standard Windows PC. Based on ABB Virtual Robot technology, it allows very realistic simulations, using real robot programs and configuration files identical to those used in production.

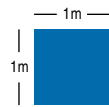


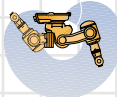
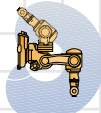
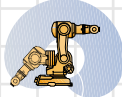
S4Cplus industrial robot controller

Compact, highly configurable modular system with operator-friendly interfaces. S4Cplus contains a powerful computer system including RAPID, ABB's open and highly advanced robot language. S4Cplus features a dynamic model-based control system, including QuickMove functions for self-optimizing and precision path-following capability. Other software modules can be added to control external axis.



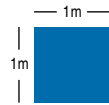
IRB 140

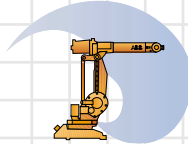
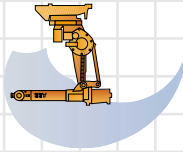


| IRB 140 | | | |
|---|--|---|----------------------------|
|  |  |  | |
| | Load (kg) | Reach (m) | Repeatability (mm)* |
| IRB 140 | 5 | 0.81 | 0.03 |

Verified for clean room class 10. Foundry Plus version available

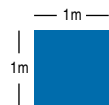
IRB 1400


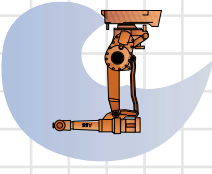


| IRB 1400 | IRB 1400H | | |
|---|---|------------------|----------------------------|
|  |  | | |
| | Load (kg) | Reach (m) | Repeatability (mm)* |
| IRB 1400 | 5 | 1.44 | 0.05 |
| IRB 1400H | 5 | 0.73 | 0.05 |

Verified for clean room class 100

IRB 2400



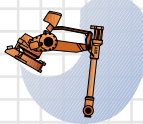
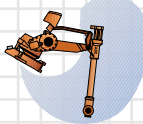


| IRB 2400/2400L | | | |
|--|--|------------------|----------------------------|
|  |  | | |
| | Load (kg) | Reach (m) | Repeatability (mm)* |
| IRB 2400/10 | 10 | 1.5 | 0.06 |
| IRB 2400/16 | 16 | 1.5 | 0.06 |
| IRB 2400L | 5-7 | 1.8 | 0.06 |

Foundry Plus version available

IRB 4400

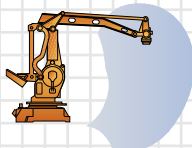


| IRB 4400 | IRB 4400L | IRB 4400FS | |
|---|--|---|---|
|  |  |  |  |
| | Load (kg) | Reach (m) | Repeatability (mm)* |
| IRB 4400/45/60 | 45/60 | 1.95 | 0.07 |
| IRB 4400L/10/30 | 10/30 | 2.55/2.43 | 0.1 |
| IRB 4400FS | 30 | 2.43 | 0.1 |

Foundry Plus version available of IRB 4400L/30

IRB 640



| IRB 640 | | | |
|--|------------------|------------------|----------------------------|
|  | | | |
| | Load (kg) | Reach (m) | Repeatability (mm)* |
| IRB 640 | 160 | 2.9 | 0.4 |



IRB 6400

| | IRB 6400R/3.0 -100 | IRB 6400R/2.5 -120/150/200 | IRB 6400R/2.8 -150/200 | IRB 6400S |
|-----------|-----------------------|-------------------------------|---------------------------|---------------------|
| | | | | |
| | Load (kg) | | Reach (m) | Repeatability (mm)* |
| IRB 6400R | 100-200 | | 2.5-3.0 | 0.1 |
| IRB 6400S | 120 | | 2.9 | 0.2 |

Foundry Plus version available



IRB 6600

| | IRB 6600/2.55 | IRB 6600/2.8 | IRB 6650/2.75 | IRB 6650/3.2 |
|------------------|---------------|--------------|---------------|-------------------|
| | | | | |
| | Load (kg) | | Reach (m) | Wrist torque (Nm) |
| IRB 6600-175/225 | 175/225 | | 2.55 | 961/1324 |
| IRB 6600-175 | 175 | | 2.8 | 1206 |
| IRB 6650-125/200 | 125/200 | | 3.2/2.75 | 715/1135 |

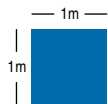
Foundry Plus version available



IRB 7600

| | IRB 7600-500 | IRB 7600-400 | IRB 7600-150 | |
|--------------|--------------|--------------|--------------|-------------------|
| | | | | |
| | Load (kg) | | Reach (m) | Wrist torque (Nm) |
| IRB 7600-500 | 500 | | 2.30 | 3010 |
| IRB 7600-400 | 400 | | 2.55 | 3010 |
| IRB 7600-150 | 150 | | 3.50 | 1880 |

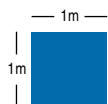
Foundry Plus version available



IRB 340

| IRB 340 | | |
|---------|-----------|---------------------|
| | | |
| | Load (kg) | Repeatability (mm)* |
| IRB 340 | 2 | 0.05 |

Wash-Down version available

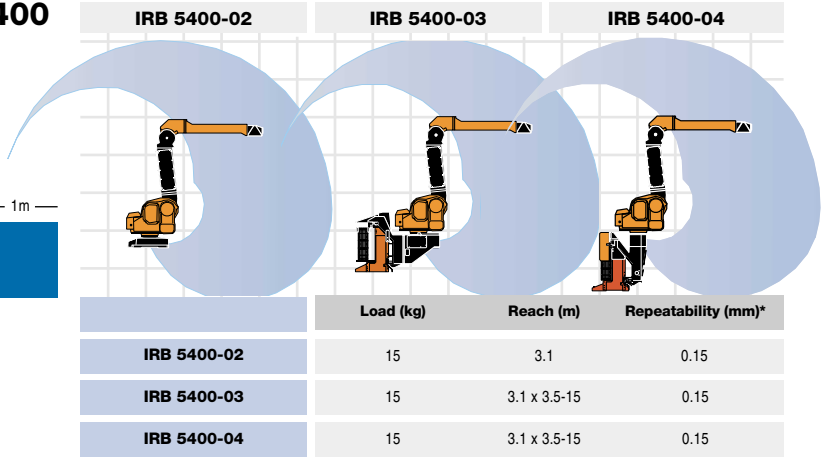
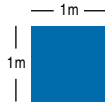


IRB 940

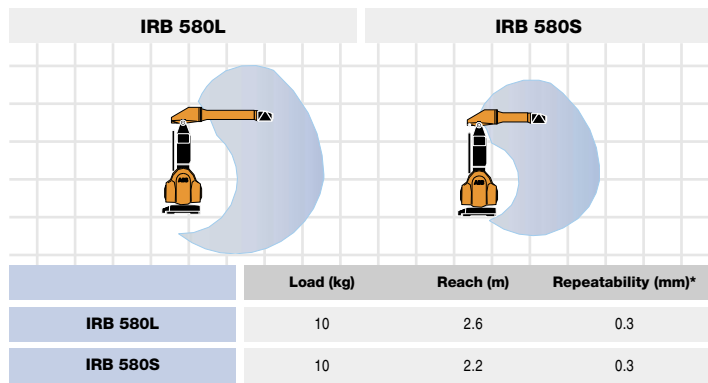
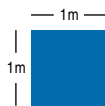
| IRB 940 | | |
|---------|-----------|--------------------|
| | | |
| | Load (kg) | Repeatability (mm) |
| IRB 940 | NA | 0.02 |

Wash-Down version available

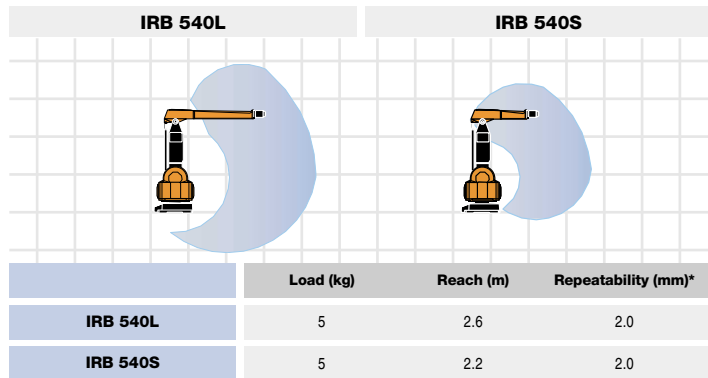
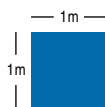
IRB 5400



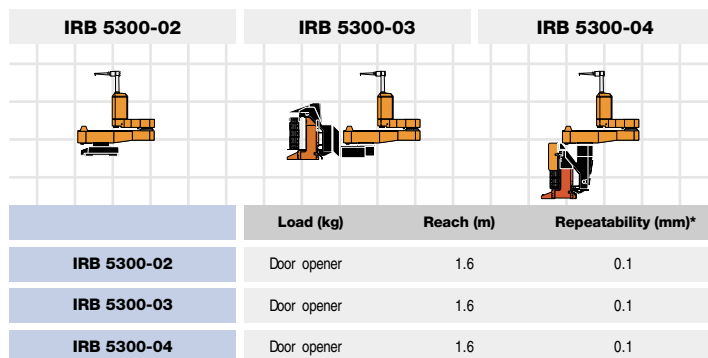
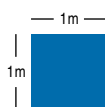
IRB 580



IRB 540



IRB 5300



* Repeatability values are average test results from a number of robots.